



Theraslide Transfer Boards

- Premium transfer boards with tapered ends
- 7-ply birch wood base, with 3 additional plies laminated on top
- Walnut stained, clear sealed
- 1/2" thick in the center, 1/4" thick at either end
- Smooth uninterrupted surface from end to end
- Stress tested to hold up to 450 pounds



Two Hand Holes & Notches



Plain

24" ...31502
 26" ...31500
 29" ...31504



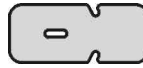
Hand Hole

22" ...31507
 24" ...31508



Two Hand Holes

26"31509
 29"31511



Hand Hole & Notches

22"31517
 24"31518



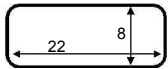
2 Hand Holes & Notches

26"31519
 29"31520




Perpendicular Hand Holes

24"31470
 29"31472



Board Weights
 2.2 lbs.



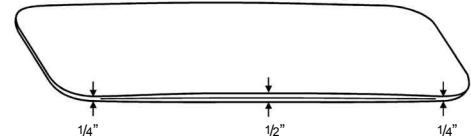
2.4 lbs.



2.6 lbs.



2.9 lbs.



Bariatric Transfer Boards

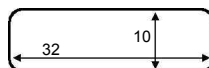
- Premium transfer boards with two hand holes and tapered ends
- 9-ply birch wood base, with 3 additional plies laminated on top
- Walnut stained or natural color, both are clear sealed
- 5/8" thick in the center, 7/16" thick at either end
- Smooth uninterrupted surface from end to end
- Stress tested to hold up to 650 pounds

BARIATRIC – HOLDS UP TO 650 POUNDS!

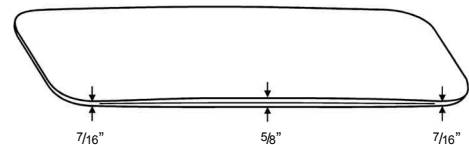
Walnut Stained 31505



Natural Color 31529



Board Weight 4.6 lbs.



Bariatric Board

Walnut stained with two hand holes31505

Natural color with enlarged hand holes31529